



## **The timeless charm of porcelain meets the boundless world of Creative-Cables.**

Diverter, sockets, junction boxes, lampholders and ceiling roses: fun, unique products to upgrade your electrical systems from ordinary to extraordinary.



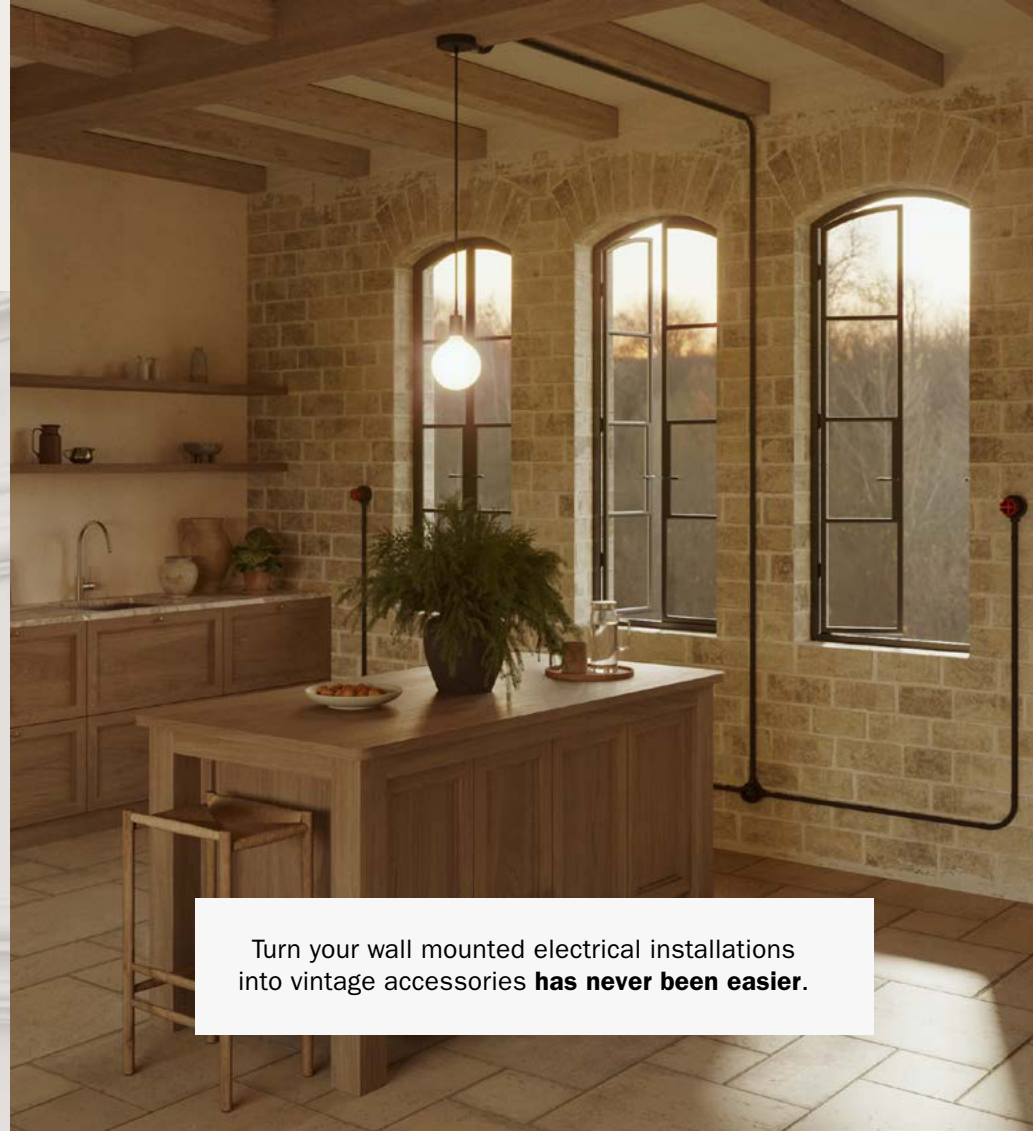
# PORCELAIN COMPONENTS

## Smooth, dazzling, refined.

Porcelain is the undisputed queen in the field of interior design and decor with its material's unsullied elegance and technical qualities.

So it only felt natural to design a collection of stunning and high quality porcelain components to spruce up your electrical installations whilst avoiding invasive adjustments to your walls.

Modular, ready-to-use components with optimal isolating qualities and mechanical resistance come together to create a colourful, bubbly wall mounted electrical system where past and present blend perfectly.


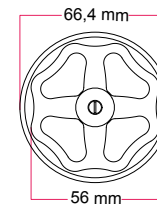
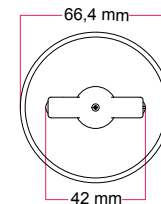


Turn your wall mounted electrical installations into vintage accessories **has never been easier.**

# PORCELAIN SWITCHES

Knob or butterfly nut? Both Creative-Cables designed porcelain electric switches add vintage allure to any external wall system. On top of being functional, this component also constitutes a decorative element that enhances the decor whilst adding a pop of colour: you'll also be able to choose from a wide range of colours to either complement the room or create a fun contrast.

Material: **Porcelain**  
 Rated voltage/current: **250V/16A**  
 Frequency: **50-60 Hz**  
 Connection type: **Screw clamp**



## Black Porcelain Base



Measurements: Ø 66.5 mm, h 69 mm

Top Finish	Code
------------	------

● White	PBOXSW079NERBIA
● Black	PBOXSW079NERNER
● Red	PBOXSW079NERROS

SPØSTALUCE



## Black Porcelain Base



Measurements: Ø 66.5 mm, h 63 mm

Top Finish	Code
------------	------

● White	PBOXSW080NERBIA
● Black	PBOXSW080NERNER
● Red	PBOXSW080NERROS

SPØSTALUCE



## White Porcelain Base




Measurements: Ø 66.5 mm, h 69 mm

Top Finish	Code
------------	------

● White	PBOXSW079BIABIA
● Black	PBOXSW079BIANER
● Red	PBOXSW079BIAROS

SPØSTALUCE



## White Porcelain Base



Measurements: Ø 66.5 mm, h 63 mm

Top Finish	Code
------------	------


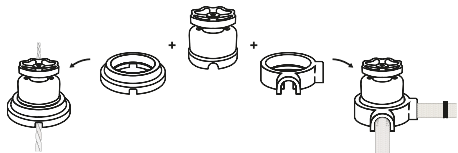
● White	PBOXSW080BIABIA
● Black	PBOXSW080BIANER
● Red	PBOXSW080BIAROS

SPØSTALUCE

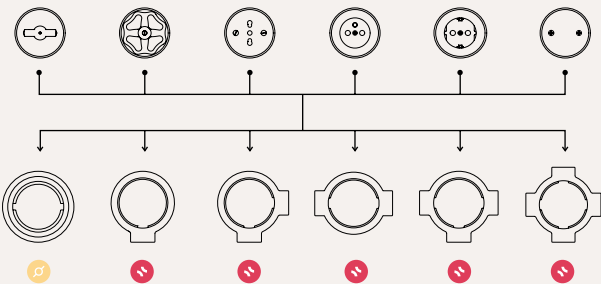


# PORCELAIN SYSTEM

Not just beauty. The porcelain wall sockets have been designed using high-quality materials to ensure safety and durability.



Tutti i prodotti sono compatibili con tutte le basette per cavi trecciati o cavi Tubes, fatta eccezione per la scatola di derivazione




Spöstaluce

creative tubes

# PORCELAIN JUNCTION BOXES AND ACCESSORIES

Customize your porcelain electrical system to meet your specific needs. You can achieve this by adding junction boxes, fairlead for fabric cables, and insulators. This customization will help create a warm and welcoming atmosphere in any environment.



**Porcelain junction box** CE  
Measurements: Ø 78 mm, h 35 mm

Finish	Code
White	PBOXBIA
Black	PBOXNER

**NEW**



**Porcelain junction box** CE  
Measurements: Ø 65 mm, h 50 mm


Finish	Code
White	PBOXGERBIA
Black	PBOXGERNER

SPÖSTALUCE 



## Porcelain Bases


Not just beauty. The porcelain wall sockets have been designed using high-quality materials to ensure safety and durability.



**Porcelain base** CE  
Measurements: Ø 100 mm, h 25 mm

Finish	Code
● White	PBASEINOUTBIA
● Black	PBASEINOUTNER

**SPORSTALUCE**




**NEW**

**Porcelain base for Tubes** CE  
Measurements: Ø 105x84 mm, h 30 mm

Finish	Code
● White	PBASE2FILBIA
● Black	PBASE2FILNER

**creative tubes**




**NEW**

**Porcelain base for Tubes** CE  
Measurements: Ø 84x95 mm, h 30 mm

Finish	Code
● White	PBASE1FBIA
● Black	PBASE1FNER

**creative tubes**




**NEW**

**Porcelain base for Tubes** CE  
Measurements: Ø 105x95 mm, h 30 mm

Finish	Code
● White	PBASE3FBIA
● Black	PBASE3FNER

**creative tubes**




**NEW**

**Porcelain base for Tubes** CE  
Measurements: Ø 95x95 mm, h 30 mm

Finish	Code
● White	PBASE2FBIA
● Black	PBASE2FNER

**creative tubes**



**NEW**

**Porcelain base for Tubes** CE  
Measurements: Ø 105x105 mm, h 30 mm

Finish	Code
● White	PBASE4FBIA
● Black	PBASE4FNER

**creative tubes**



## PORCELAIN SOCKET

Not just beauty. The porcelain wall sockets have been designed using high-quality materials to ensure safety and durability.

Material: **Porcelain**

Rated voltage/current: **250V/16A**

Frequency: **50-60 Hz**

Connection type: **Screw clamp**



### French porcelain wall socket



Measurements: Ø 65 mm, h 50 mm

#### Finish

#### Code

- White
- Black

PBOXFRABIA  
PBOXFRANER

SPØSTALUCE



### Schuko porcelain wall socket



Measurements: Ø 65 mm, h 50 mm

#### Finish

#### Code

- White
- Black

PBOXGERBIA  
PBOXGERNER

SPØSTALUCE



### Italian porcelain wall socket



Measurements: Ø 65 mm, h 50 mm

#### Finish

#### Code

- White
- Black

PBOXITABIA  
PBOXITANER

SPØSTALUCE



